



A summary of the adult social care sector and workforce

Skills for Care is the strategic workforce development and planning body for adult social care in England. We work with employers, Government, and partners to ensure social care has the right people, skills, and support required to deliver the highest quality care and support, now and in the future. Our role is to respond and adapt to the emerging trends and needs within social care, using data and evidence to drive forward wide scale change.

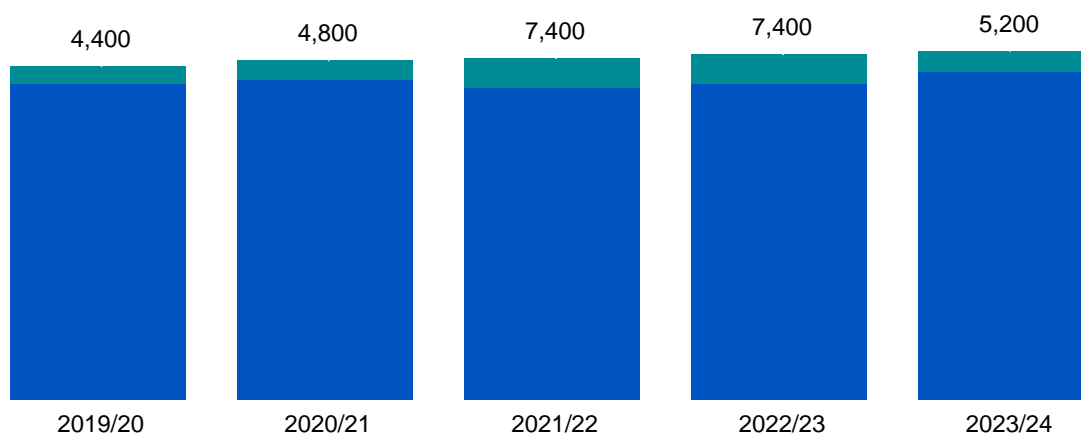
The information within this summary has been produced by Skills for Care using the Adult Social Care Workforce Data Set (ASC-WDS). We use the data collected by the ASC-WDS to create workforce models that, in turn, allow for estimates of the whole adult social care workforce and its characteristics to be produced. Data will not appear or will be denoted by an asterisk (*) when a figure has been suppressed. Data may be suppressed due to low coverage or data quality.

Throughout this report, charts and tables will display rounded whole numbers and percentages. Therefore, it should be noted that charts and tables may not always total to 100%.

The independent sector information in this report was collected between April 2023 and March 2024, and local authority information dates from September 2023.

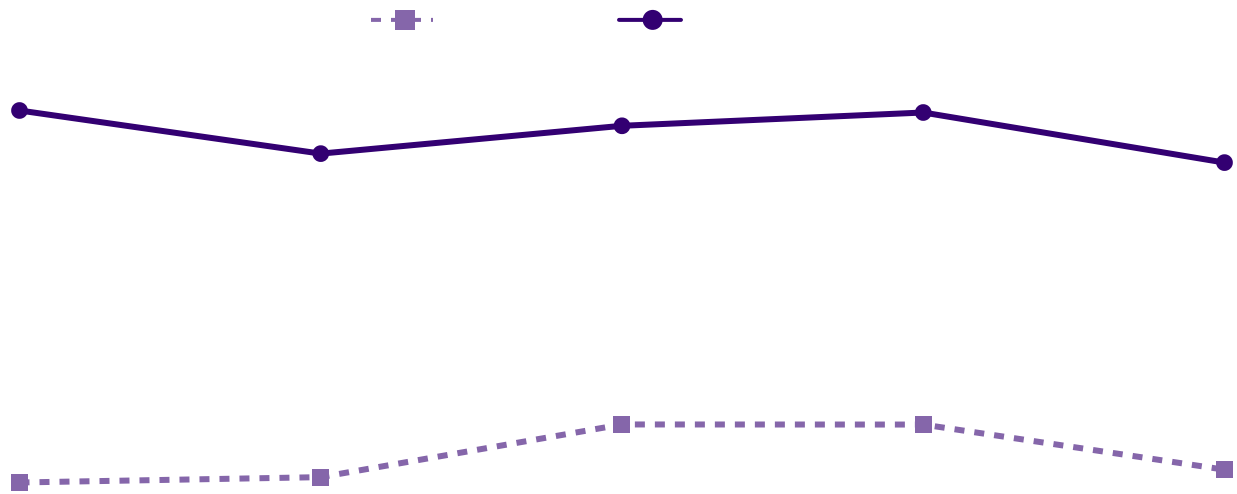
In 2023/24, the adult social care sector in North East and North Cumbria had CQC locations and an estimated total posts, an increase of 0.5 % since 2022/23. Of these posts were currently filled by a person, called 'filled posts', an increase of 2.7 % since 2022/23) and vacant posts (vacancies) that employers were actively seeking to recruit somebody into (a change of -29.7 % since 2022/23).

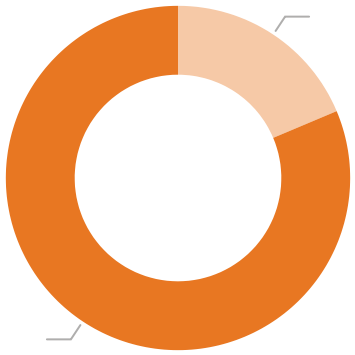
In the North East and North Cumbria area, there were an estimated filled posts. There were filled posts in local authorities, in the independent sector and filled posts working for direct payment recipients.



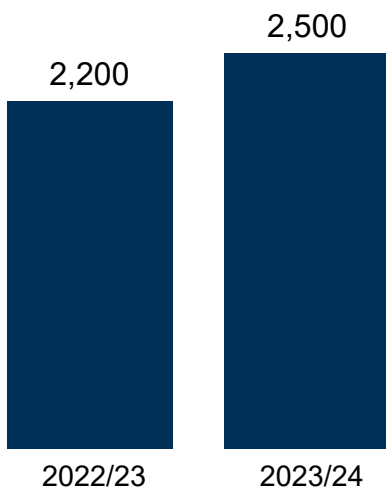
Recruitment and retention

Turnover and vacancy rate trends





At the time the data was collected, the National Living Wage (NLW) of _____ per hour. In April 2024, after the data in this report was analysed, the National Living Wage had increased to _____



International recruitment continued to increase in 2023/24. However, across England in the first quarter of 2024/25, only workers were recruited internationally compared with workers recruited internationally per quarter in 2023/24.

For more information about quarter!

